

The BNT Nonmetallic Cable Support For Power Manholes And Vaults



BNT-S952A
STANCHION

BNT-A1 ARM

BNT-P5
CROSS PIN

BNT-A2 ARM

BNT-A3 ARM

UNDERGROUND DEVICES BNT NONMETALLIC CABLE SUPPORTS:

- High Load Capacity
- Can be Used With Existing Steel Stanchions or New Nonmetallic Stanchions
- Will Not Rust or Corrode
- Insulators Not Required
- Excellent Dielectric Properties
- Multiple Arm and Stanchion Lengths Available
- Molded from UL Listed Glass Reinforced Polymer

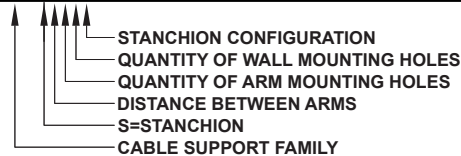


BNT Series Nonmetallic Cable Support
Arms Installed in A Nonmetallic Stanchion

BNT NONMETALLIC CABLE SUPPORT STANCHION & MOUNTING HARDWARE COMPONENT INFORMATION

TABLE 1: STANCHION FEATURES & DIMENSIONS

CATALOG NUMBER	DISTANCE BETWEEN ARM MOUNTING HOLES (INCHES) ^(D)	MAX QUANTITY OF ARMS ACCOMMODATED	QUANTITY OF WALL MOUNTING HOLES	DIMENSIONS (INCHES)			
				(L)	(M)	(A)	(B)
BNT-S952A	9	5	2	50.00	46.00	2.00	4.00
BNT-S942A	9	4	2	41.00	37.00	2.00	4.00
BNT-S932A	9	3	2	32.00	28.00	2.00	4.00
BNT-S922A	9	2	2	23.00	19.00	2.00	4.00
BNT-S912A	--	1	2	14.00	10.00	2.00	4.00



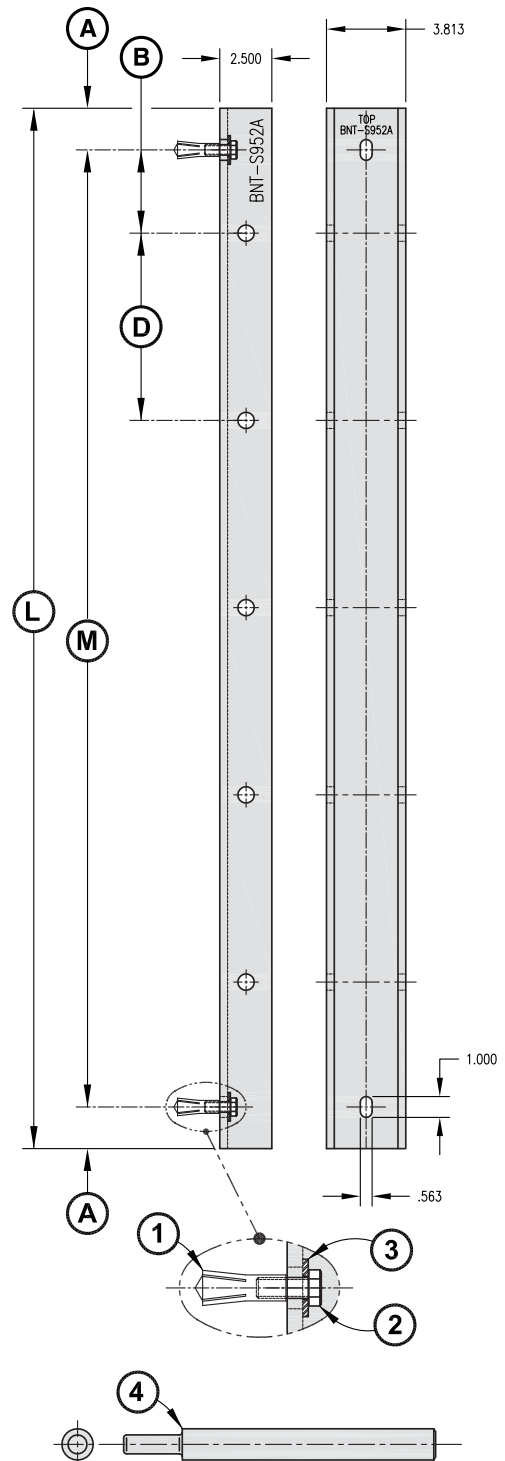
NOTE: Stanchions that accommodate more arms and that have other distance between arms are available. Consult Underground Devices sales engineering.

TABLE 2: STANCHION HARDWARE


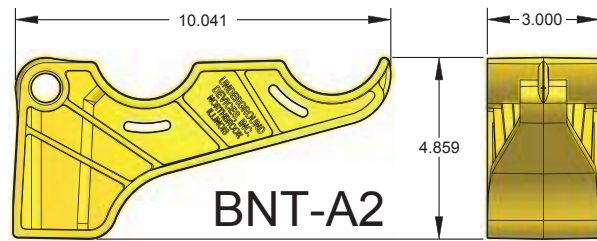
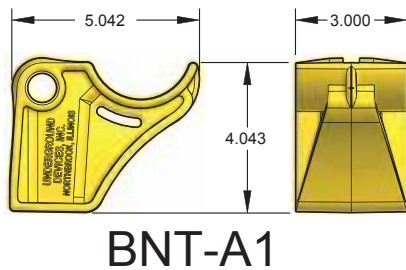
MATERIAL	ITEM No.	CATALOG NUMBER	DESCRIPTION
316 STAINLESS STEEL	①	FSSRM-12-316	1/2-13 DROP-IN ANCHOR
	②	FHC316-16-040	1/2-13 X 1-1/4" LONG HEX HEAD CAP SCREW
	③	FFW316-17-044	FLAT WASHER ID=.531, OD=1.375, THICKNESS=.135
18-8 STAINLESS STEEL	①	FSRM-12-188	1/2-13 DROP-IN ANCHOR
	②	FHC188-16-040	1/2-13 X 1-1/4" LONG HEX HEAD CAP SCREW
	③	FFW188-17-044	FLAT WASHER ID=.531, OD=1.375, THICKNESS=.135
STEEL	④	FRT-112	SETTING TOOL - Use to install FSRM-12-316 and FSRM-12-188 Drop-in Anchors

TABLE 3: STANDARD CARTON INFORMATION

CATALOG NUMBER	STANDARD CARTON					
	QUANTITY	LBS	LENGTH (INCHES)	WIDTH (INCHES)	HEIGHT (INCHES)	CUBIC FEET
BNT-S952A	4	43	51	9.375	3.625	1.003
BNT-S942A	4	35	42	9.375	3.625	.826
BNT-S932A	4	28	33	9.375	3.625	.649
BNT-S922A	8	40	47	9.375	3.625	.924
BNT-S912A	12	36	43	9.375	3.625	.845
FSSRM-12-316	40	4.75	4.562	4.250	2.188	.025
FHC316-16-040	40	4.20	4.562	4.250	2.188	.025
FFW316-17-044	40	2.00	3.750	3.125	2.125	.014
FSRM-12-188	40	4.75	4.562	4.250	2.188	.025
FHC188-16-040	40	4.20	4.562	4.250	2.188	.025
FFW188-17-044	40	2.00	3.750	3.125	2.125	.014
FRT-112	1	.40	6.000	.750	.750	.002



BNT NONMETALLIC CABLE SUPPORT ARM & PIN COMPONENT INFORMATION



BNT-P4
(SEE NOTES 1 & 2)



BNT-P5
(SEE NOTES 1 & 3)



BNT-H1
(SEE NOTE 1)

CATALOG NUMBER	DESCRIPTION	STANDARD CART ON					
		QUANTITY	LBS	LENGTH (INCHES)	WIDTH (INCHES)	HEIGHT (INCHES)	CUBIC FEET
BNT-A1	ONE SADDLE ARM	10	8	15.250	8.250	4.750	.346
BNT-A2	TWO SADDLE ARM	10	16	15.250	13.250	5.500	.643
BNT-A3	THREE SADDLE ARM	10	23	15.250	15.250	7.500	1.009
BNT-P4	4" CROSS PIN WITH HUMPED COTTER PIN	10	2	5.750	4.250	4.250	.060
BNT-P5	5" CROSS PIN WITH HUMPED COTTER PIN	10	2	5.750	4.250	4.250	.060
BNT-H1	HUMPED COTTER PIN	40	.6	3.750	3.125	2.125	.014

NOTES:

- 1) 1 each BNT-H1 humped cotter pin is included with each BNT-P pin.
- 2) Use the BNT-P4 cross pin with existing steel stanchions.
- 3) Use the BNT-P5 cross pin with BNT-S nonmetallic stanchions.



UNDERGROUND DEVICES
INCORPORATED

3304 COMMERCIAL AVENUE • NORTHBROOK, ILLINOIS 60062
Phone: (847) 205-9000 • Fax: (847) 205-9004
Website: <http://www.udevices.com>



BNT Nonmetallic Cable Support Arms Installed in An Existing Steel Stanchion

The BNT family of cable supports meets power utility needs for a manhole cable support system that is nonmetallic and nonconductive. The nonmetallic property is the solution to steel cable rack rust and corrosion problems, while the nonconductive properties eliminate cable support grounding and insulator requirements.

A complete nonmetallic solution, consisting of BNT nonmetallic stanchions, arms and cross pins should be selected for new and replacement installations. Since BNT arms mate with many existing steel stanchions, retrofitting of existing manholes can be accomplished by initially changing out the steel arms with BNT arms. The existing steel stanchions may be replaced, as necessary, at a later date.

Arm installation is safe and simple - the arms are secured in place with nonmetallic pins, allowing for installation and removal of the arms without disturbing any cable.

Due to the extreme strength and rigidity of the BNT stanchions, most installations require only two bolts to secure a stanchion to the manhole wall.

BNT arms and stanchions have loading capacities comparable to similar heavy duty steel cable racks.

TERMS:	Net 30 days - \$100.00 minimum net billing. All prices FOB our factory or warehouse location with freight to be charged directly by the carrier.
CLAIMS:	Claims for damages or shortages shall first be processed with carrier by consignee.
RETURN GOODS POLICY:	A 25% re-stocking charge will be made on orders returned, transportation prepaid, to the original shipping point following authorization from UNDERGROUND DEVICES, INC. Authorization will be granted only under the conditions that the quantity to be returned does not exceed 10% of the quantity ordered, the goods are in saleable condition in the original cartons and the request for return is made within 90 days of the shipping date.
LIMITED WARRANTY:	UNDERGROUND DEVICES, INC. Warrants to the original purchaser that the goods manufactured by it are free from defects in material and workmanship for a period of one year from the date of purchase. Consequences of improper selection or installation of UNDERGROUND DEVICES product on any application over any period of time is the sole responsibility of the Purchaser or User. UNDERGROUND DEVICES liability is limited to replacement of, or credit for, defective products. UNDERGROUND DEVICES, INC. WILL IN NO EVENT BE LIABLE FOR INCIDENTAL OR CONSEQUENTIAL DAMAGES.

UNDERGROUND DEVICES
INCORPORATED



3304 COMMERCIAL AVENUE
NORTHBROOK, ILLINOIS 60062
Phone: (847) 205-9000 • Fax: (847) 205-9004
Website: <http://www.udevices.com>